

Magnet pump / 1A / Pump

Model

Port size
JM
 15 : Rc1/2
 20 : Rc3/4
 25 : Rc1

Heat resisting property
P
 P : Standard
 (Maximum temperature 180°C)
 T : High temperature
 (Maximum temperature 300°C)

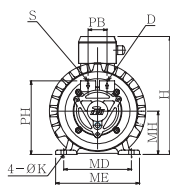
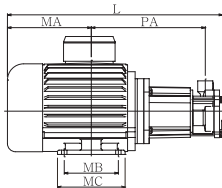
Material
 F : SS304
 S : SS316

Motor output
 7 : 0.75kw
 11 : 1.1kw
 15 : 1.5kw
 22 : 2.25kw
 (three-phase motor
 200V class)



Dimensional diagrams (mm)

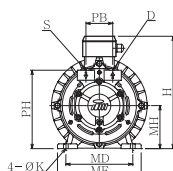
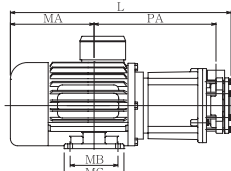
15JMP / 15JMT series



Model number	KW	S	D	L	PA	PB	PH	MA	MB	MC	MD	ME	MH	H	K
15JM**7	0.75	Rc1/2	Rc1/2	357	244	35	127	113	90	106	112	131	71	178	10
15JM**11	1.1	Rc1/2	Rc1/2	365	238	35	136	127	100	140	125	155	80	195	10

As for the high temperature specifications, it is added 8mm to PA and L.

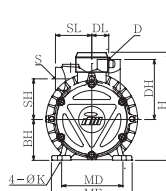
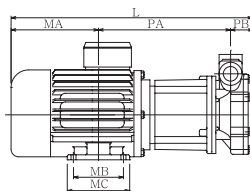
20JMP / 20JMT series



Model number	KW	S	D	L	PA	PB	PH	MA	MB	MC	MD	ME	MH	H	K
20JM**11	1.1	Rc3/4	Rc3/4	388	261	56	154	127	100	140	125	151	80	195	10
20JM**15	1.5	Rc3/4	Rc3/4	388	261	56	154	127	100	140	125	151	80	195	10
20JM**22	2.2	Rc3/4	Rc3/4	430	293	56	164	135	125	168	140	166	90	214	10

As for the high temperature specifications, it is added 4mm to PA and L.

25JMP / 25JMT series

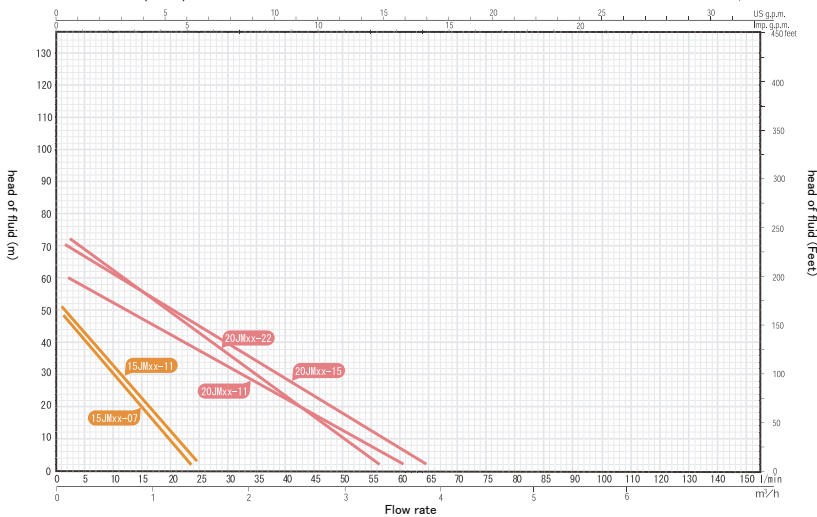


Model number	KW	S	D	L	PA	PB	MA	MB	MC	MD	ME	BH	SH	DH	SL	DL	H	K
25JM**15	2.2	Rc1	Rc1	450	284	30.5	135.5	125	166	140	166	90	70	90	71	31	214	10
25JM**22	3.7	Rc1	Rc1	516	315	30.5	170.5	140	178	160	200	100	70	90	71	31	240	15

Performance curve

JMP series (50Hz)

n= 2800 1/min



JMP series (60Hz)

n= 3400 1/min

